

All Data Available on All Devices

It is possible to see your ClubHub™ rounds and practice sessions on your iPad as well as your iPhone. Why would you want to view ClubHub™ data on your iPad? Your iPad has a larger screen. At home, it's easier to review your rounds. At the driving range the larger screen makes it easier to see swing parameters.

Also, if you get a new iPhone, you can sync that new phone with your rounds and range sessions from your old phone. The new phone will be identical as far as ClubHub™ is concerned! No need to set up your ClubHub™s on the new phone. Your club, round, and range data will be available automatically.

To do this, you must go through a one-time linking process. Let's walk through the process for syncing an iPad. You can use the same process to sync a new iPhone.

1. With the ClubHub™ app open on your current iPhone, go to the settings screen. Scroll to the bottom. There you will see a **Link Code** in the bottom right (figure 1).
2. Write down the 6-digit code. This code is case sensitive and may include numbers and upper and lower case letters. Each player has a unique code.
3. On your iPad: in the App Store, choose [iPhone apps](#) and search for ClubHub by Kinetek Sports. Download and launch the ClubHub™ app on your iPad.
4. Tap the "START HERE" bar in the middle of the page. That will bring you to a choice of a NEW PLAYER or EXISTING PLAYER (figure 2). Tap the EXISTING PLAYER button.
5. Next, enter your Link Code you recorded from step 1 (figure 3). Remember that it is case sensitive. If you don't have the code, you can fill in the Email field with your ClubHub™ registered email. Your link code will then be emailed to you. You MUST fill in the LINK CODE to continue the process. Touch the GO button.
6. Confirm your name (figure 4). The process is now complete and in a short time data will appear on this second device. Congratulations!
7. To share future round and range information from your iPhone to your iPad, touch the SYNC icon (circular arrows) in the upper left corner of the iPad app's home screen. To share information from your iPad to your iPhone, touch the SYNC icon (circular arrows) in the upper left corner of the iPhone app's home screen.



Figure 1.
The link code location is circled here. It is a unique 6-digit code for each player. Write it down for use later.




Figure 2.
Choose **EXISTING PLAYER**.

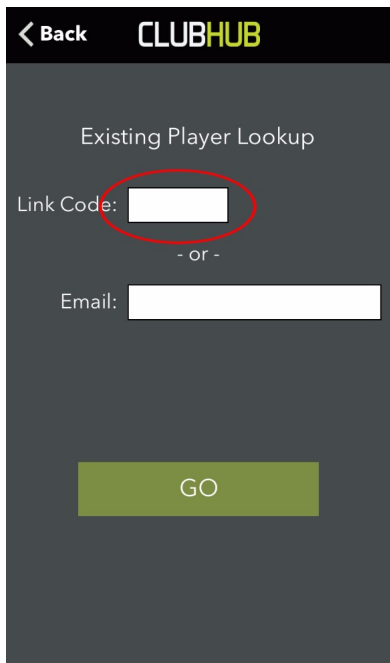


Figure 3.
The link code must be filled in to continue the process. The Email field will email you the code if necessary.

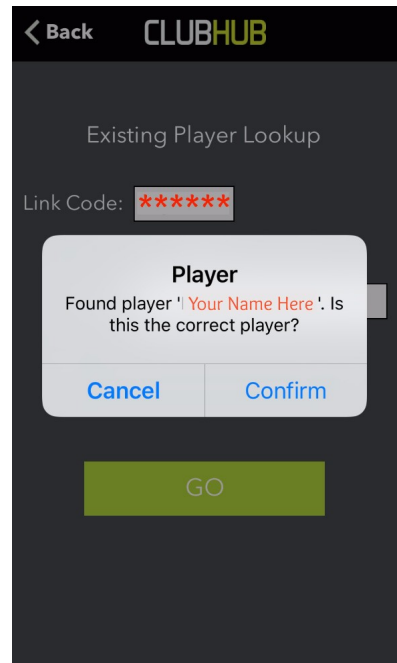


Figure 4.
Once you've touched **GO** on the previous screen, you will be asked to **Confirm** your name.